



### Product Function

On-line monitoring of earth resistance and metal loop connection resistance, grounding status.

### Product features

1. Split core Type, no need to disconnect the grounding down lead, easy to install, non-contact measurement technology, safe and reliable.
2. The grounding down lead passes through the perforation of detector directly, and not affects the grounding lightning protection effect and the normal operation of the facility.
3. The detector equip with audible and visible alarm. The C type product is equipped with a LCD that can be installed and used independently. The earth resistance value can be observed and set the alarm value at any time.
4. Equip with RS485 interface (support MODBUS-RTU communication protocol) or 4G communication, can build network system to realize remote real-time monitoring.
5. Explosion-proof model can be used in the flammable and explosive sites, explosion-proof mark: Ex ia II BT3Ga, explosion-proof certification: CE18.2332X.

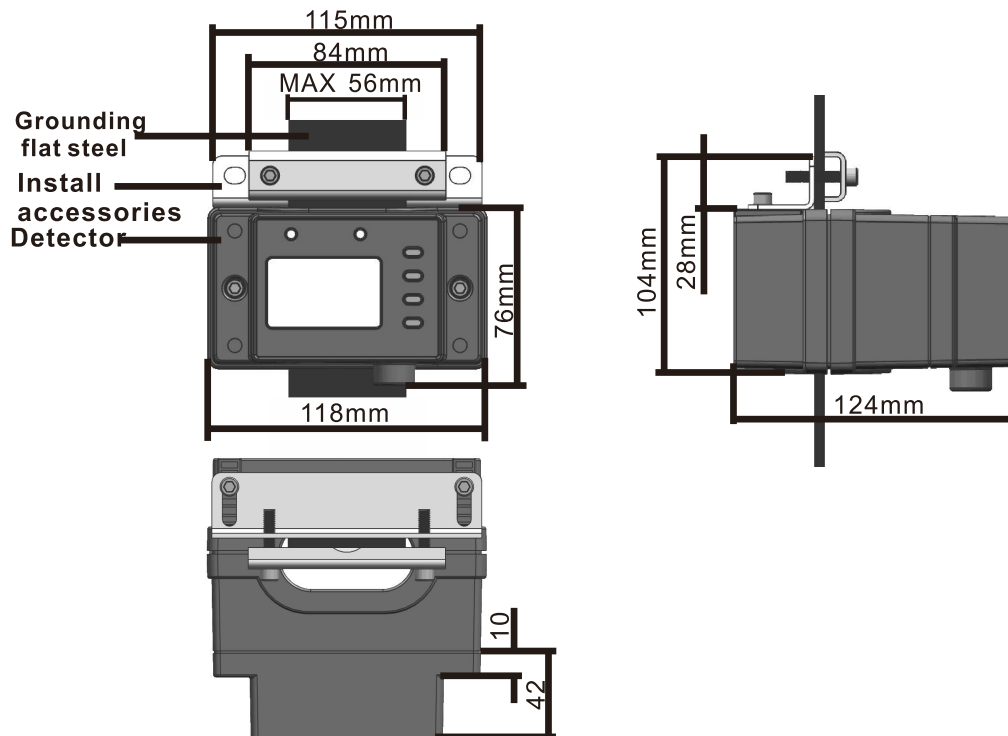
### Technical Specification

	<b>ETCR2800KB</b>	<b>ETCR2800KC</b>
<b>Model</b>		
<b>Data Display</b>	None(reading by RS485 protocol)	4digits LCD display or secondary development software to display
<b>Overflow Indication</b>	None	Test data>100Ω, LCD display "OLΩ" symbol
<b>Alarm Indication</b>	Audible and visible alarm	Audible and visible alarm
<b>Alarm Setting</b>	System software setting	Detector panel setting, system software settings
<b>Range</b>	0.01~100 Ω	
<b>Resolution</b>	0.001Ω	
<b>Accuracy</b>	±2%rdg±3dgt(20℃±5℃,below 70%RH)	
<b>Power Supply</b>	6VDC~12VDC, 50mA Max.(External power supply, optional 4G 12VDC 150mA Max)	
<b>Power Consumption</b>	50mA Max.( optional GPRS 12VDC 150mA Max)	
<b>Explosion-Proof Mark</b>	Ex ia II BT3Ga(explosion-proof certification: CE18.2332X)	
<b>Waterproof Level</b>	IP54	
<b>Detector Dimensions</b>	125mm×119mm×80mm	
<b>CT Size</b>	56mm×27mm	
<b>Communication Mode</b>	<b>RS485</b> (supports MODBUS-RTU communication protocol) or <b>4G</b> communication (optional)	
<b>Normal 4G Version</b>	LTE-FDD B1/B3/B5/B8 LTE-TDD B34/B38/B39/B40/B41	
<b>Global 4G Version</b>	LTE-FDD B1/B2/B3/B4/B5/B7/B8/B12/B13/B18/B19/B20/B25/B26/B28 LTE-TDD B38/B39/B40/B41 WCDMA B1/B2/B4/B5/B6/B8/B19 GSM B2/B3/B5/B8	
<b>Communication &amp; Power Supply Interface</b>	Aviation plug 12G-5P	

<b>Working Temperature &amp; Humidity</b>	-20℃~55℃; 20%RH~90%RH
<b>Accessories</b>	Detector: 1PCS; Aluminum alloy mounting parts: 2PCS ; Communication cable: 1PCS

## Installation size

*Installation method 1: Installed on grounded flat steel*



*Installation method 2: Install against the wall*

